



DAILY ACTIVITY DASHBOARD HOW TO ACCESS AND USE

The Daily Activity Dashboard (DAD) is an interactive visualization of the data obtained by the Colorado Oil and Gas Conservation Commission from Operators throughout the state.

How to Access



From the COGCC website click on *Dashboard*, then scroll down to, "Click HERE to access the Daily Activity Dashboard." This link will load the DAD.

(5) NOAVs

(6) Active Notifications

(7) Spills

**Click HERE to access the Daily
Activity Dashboard**

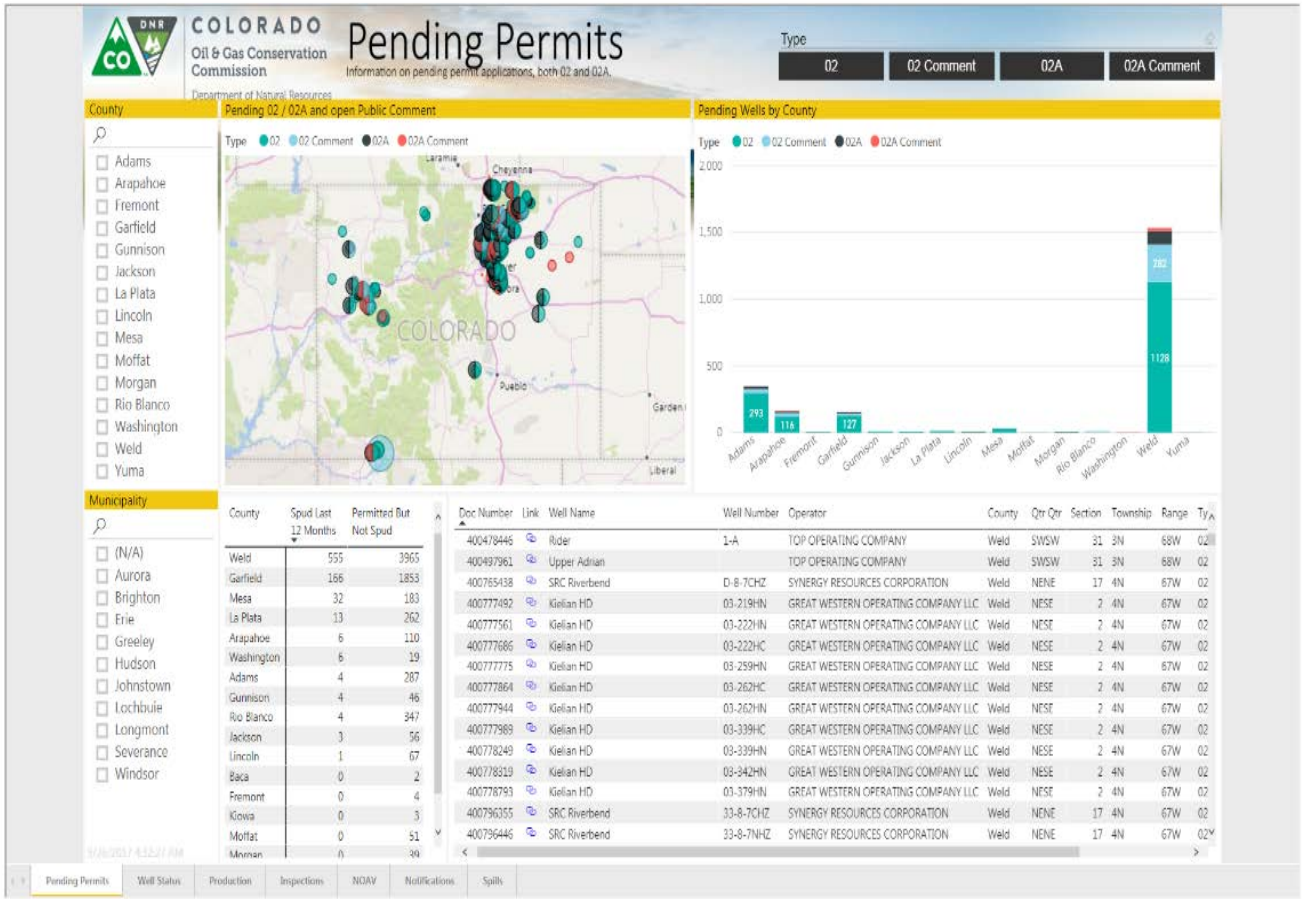
FIRST, please click HERE to read the 'Daily Activity Dashboard: Getting Started' document

As you explore this new tool, please let us know if you have any questions or suggestions for additional parameters or displays. We hope the application, while not fully realized yet, will become a valuable resource for you.

Daily Activity Dashboard

Getting Started

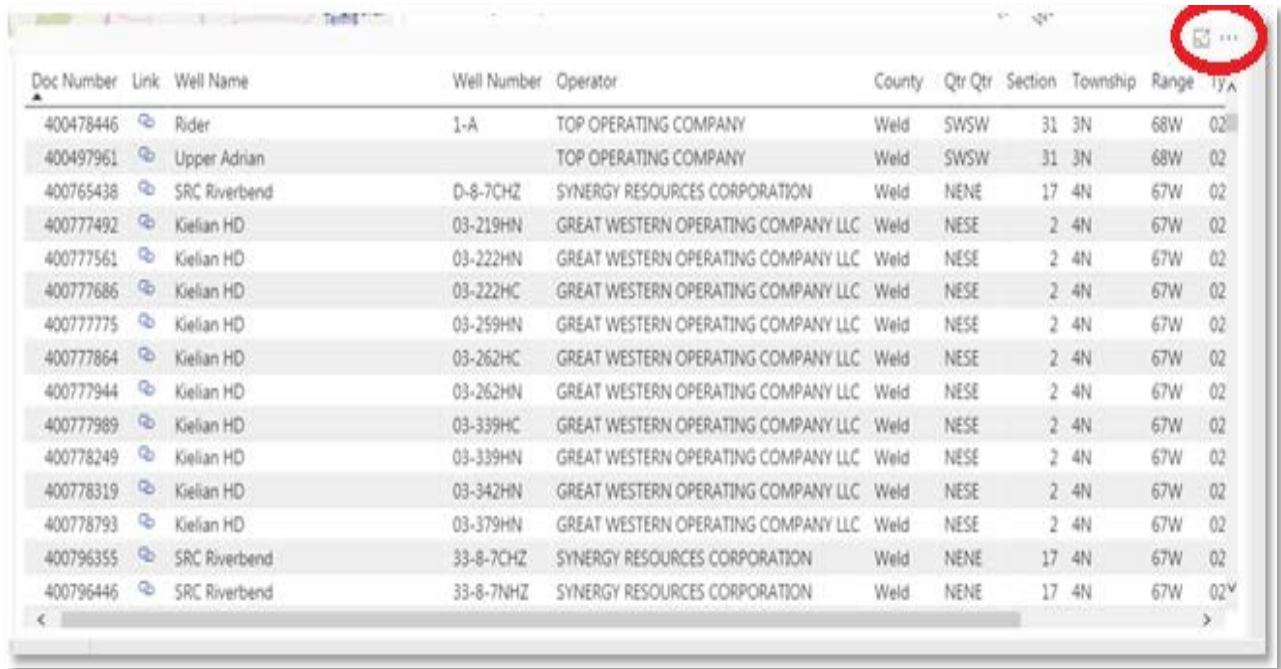
When initially launched, the Dashboard will load **Pending Permits**. By default, the DAD will be set to a statewide view of the data. This data can then be filtered by County, Municipality, or other criteria depending on the active report - the year, permit type, etc. At the bottom of the Dashboard is a list of reports that are selectable. Current reports are: Pending Permits, Well Status, Production, Inspections, NOAV, Notifications, and Spills.



Daily Activity Dashboard

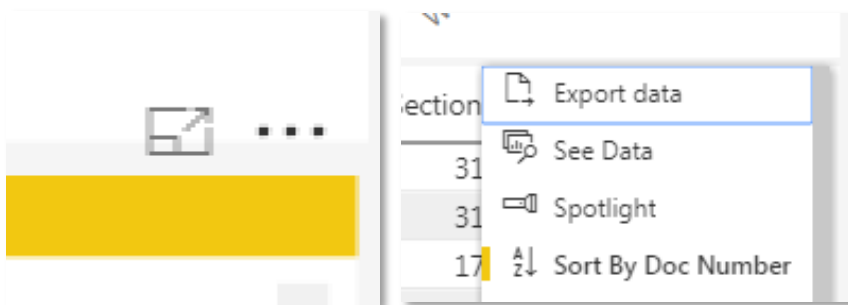
Exporting Data

Data can now be exported out of the Daily Activity Dashboard in .xlsx or .csv formats. It is suggested that Google Chrome, Microsoft Edge, or Mozilla Firefox be used as Internet Explorer 11 does not always display correctly.



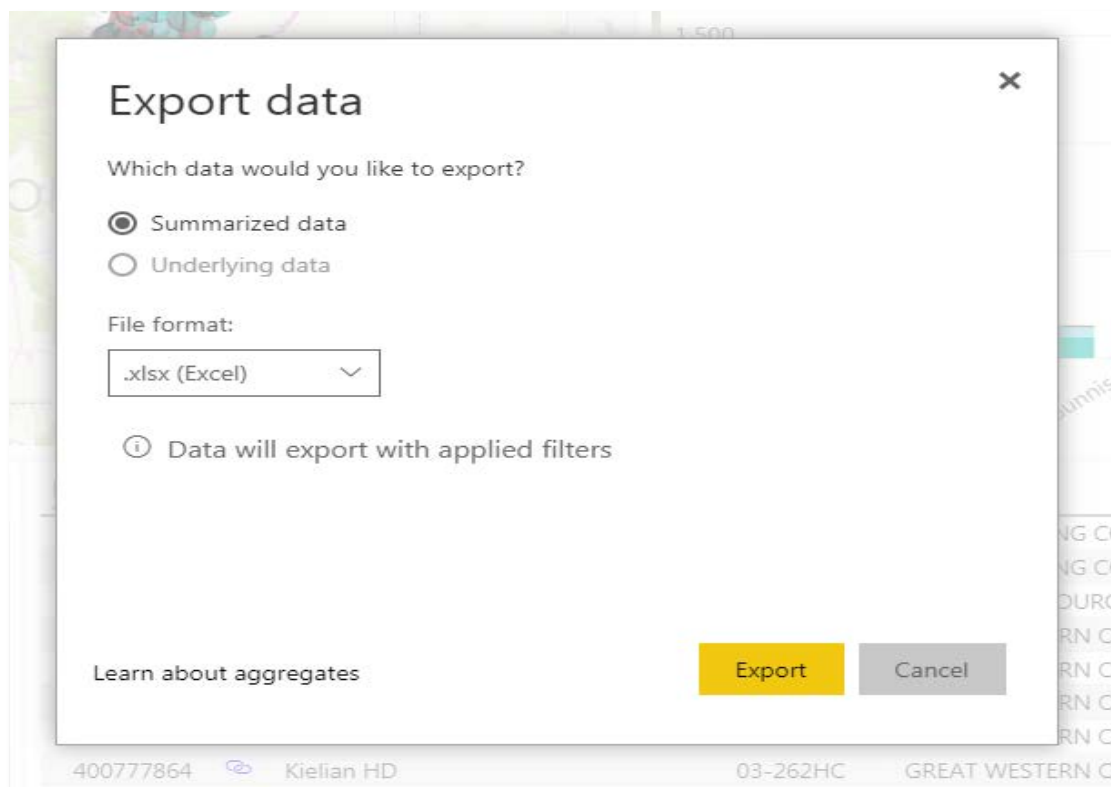
Doc Number	Link	Well Name	Well Number	Operator	County	Qtr	Qtr	Section	Township	Range	17A
400478446		Rider	1-A	TOP OPERATING COMPANY	Weld	SWSW	31	3N	68W	02	
400497961		Upper Adrian		TOP OPERATING COMPANY	Weld	SWSW	31	3N	68W	02	
400765438		SRC Riverbend	D-8-7CHZ	SYNERGY RESOURCES CORPORATION	Weld	NENE	17	4N	67W	02	
400777492		Kielian HD	03-219HN	GREAT WESTERN OPERATING COMPANY LLC	Weld	NESE	2	4N	67W	02	
400777561		Kielian HD	03-222HN	GREAT WESTERN OPERATING COMPANY LLC	Weld	NESE	2	4N	67W	02	
400777686		Kielian HD	03-222HC	GREAT WESTERN OPERATING COMPANY LLC	Weld	NESE	2	4N	67W	02	
400777775		Kielian HD	03-259HN	GREAT WESTERN OPERATING COMPANY LLC	Weld	NESE	2	4N	67W	02	
400777864		Kielian HD	03-262HC	GREAT WESTERN OPERATING COMPANY LLC	Weld	NESE	2	4N	67W	02	
400777944		Kielian HD	03-262HN	GREAT WESTERN OPERATING COMPANY LLC	Weld	NESE	2	4N	67W	02	
400777989		Kielian HD	03-339HC	GREAT WESTERN OPERATING COMPANY LLC	Weld	NESE	2	4N	67W	02	
400778249		Kielian HD	03-339HN	GREAT WESTERN OPERATING COMPANY LLC	Weld	NESE	2	4N	67W	02	
400778319		Kielian HD	03-342HN	GREAT WESTERN OPERATING COMPANY LLC	Weld	NESE	2	4N	67W	02	
400778793		Kielian HD	03-379HN	GREAT WESTERN OPERATING COMPANY LLC	Weld	NESE	2	4N	67W	02	
400796355		SRC Riverbend	33-8-7CHZ	SYNERGY RESOURCES CORPORATION	Weld	NENE	17	4N	67W	02	
400796446		SRC Riverbend	33-8-7NHZ	SYNERGY RESOURCES CORPORATION	Weld	NENE	17	4N	67W	02	

To export a data table, hover the mouse over the upper right corner of table, above the scroll bar. Three dots should be visible, though in Internet Explorer it is sometimes invisible. If it is invisible, a pop up text will appear that says "More Options," Left click then select Export Data



Daily Activity Dashboard

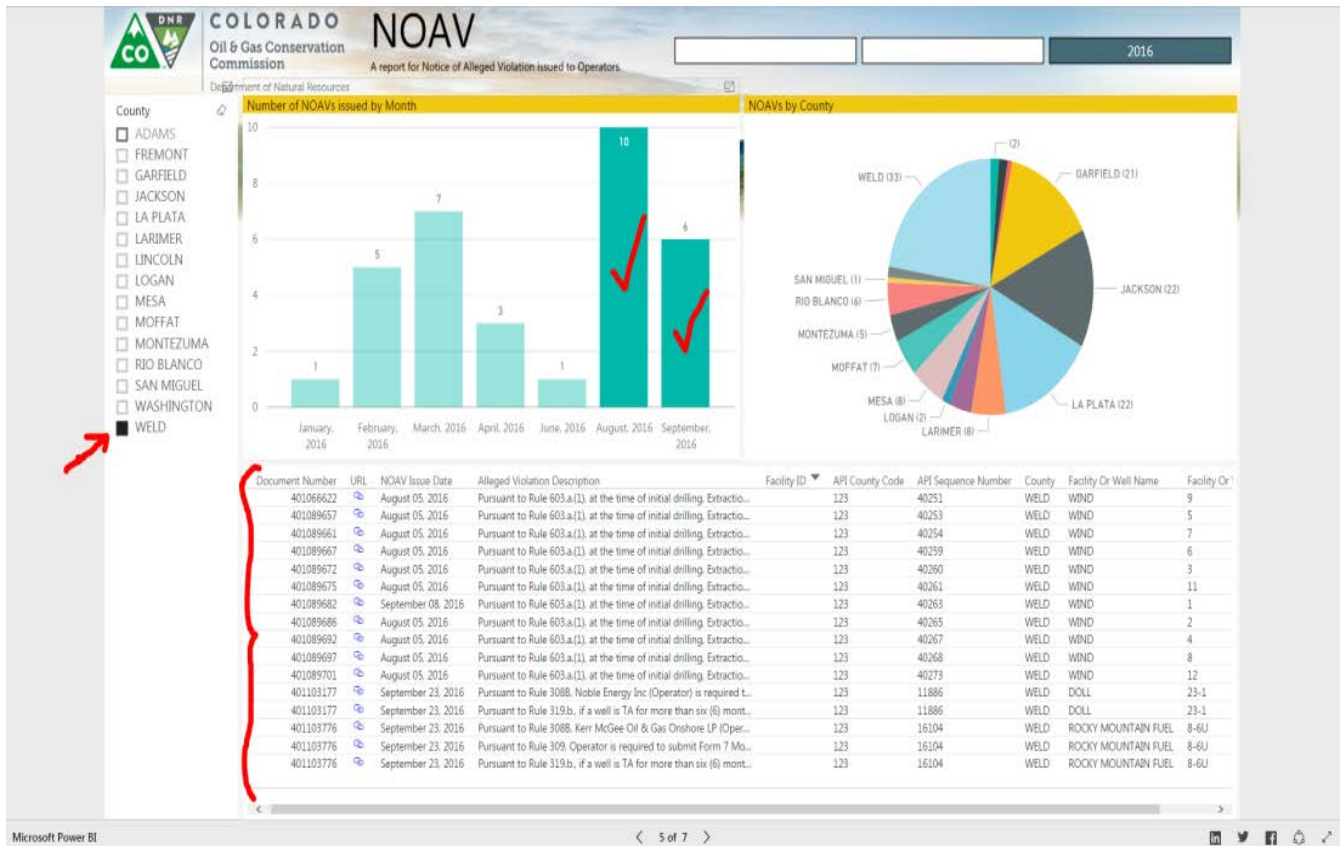
In the window that opens select the desired format, (.xlsx, .csv) then click on Export. At this point, a prompt will ask where to save the file.



Daily Activity Dashboard

Additional Functions: "Drill Down"

You can usually select single or multiple data points in graphs and charts to 'drill down' into the data displayed in the accompanying table. For example, using the NOAV, one can create a list of NOAV for Weld County in just August and September, by FIRST selecting Weld County (click box), and then selecting the August and September month bars in the chart. The current year is the default:

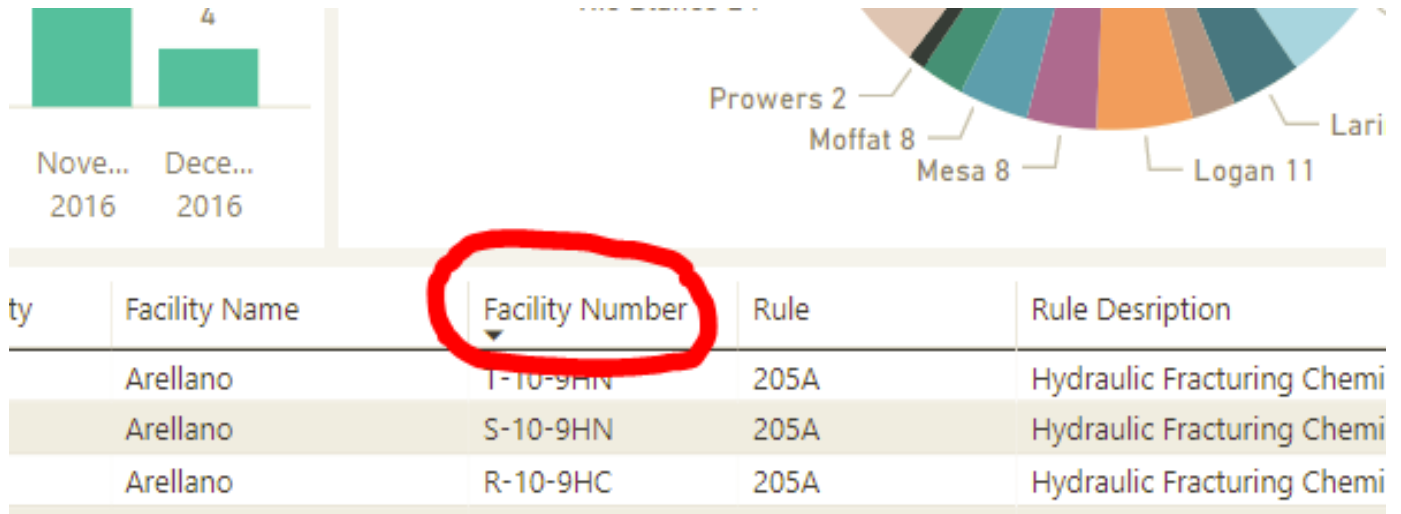


Data is not linked between all the graphs, charts, and tables, so you'll need to play around to see what does and doesn't work.

Daily Activity Dashboard

Additional Functions: "Sort"

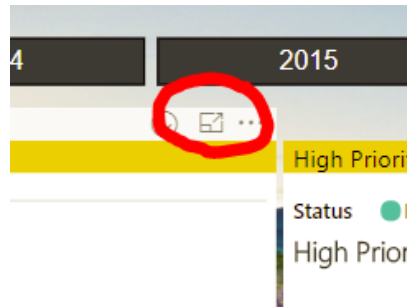
You can sort any table column by selecting black arrow that appears when hovering over the column header with mouse - see Facility Number column in figure below.



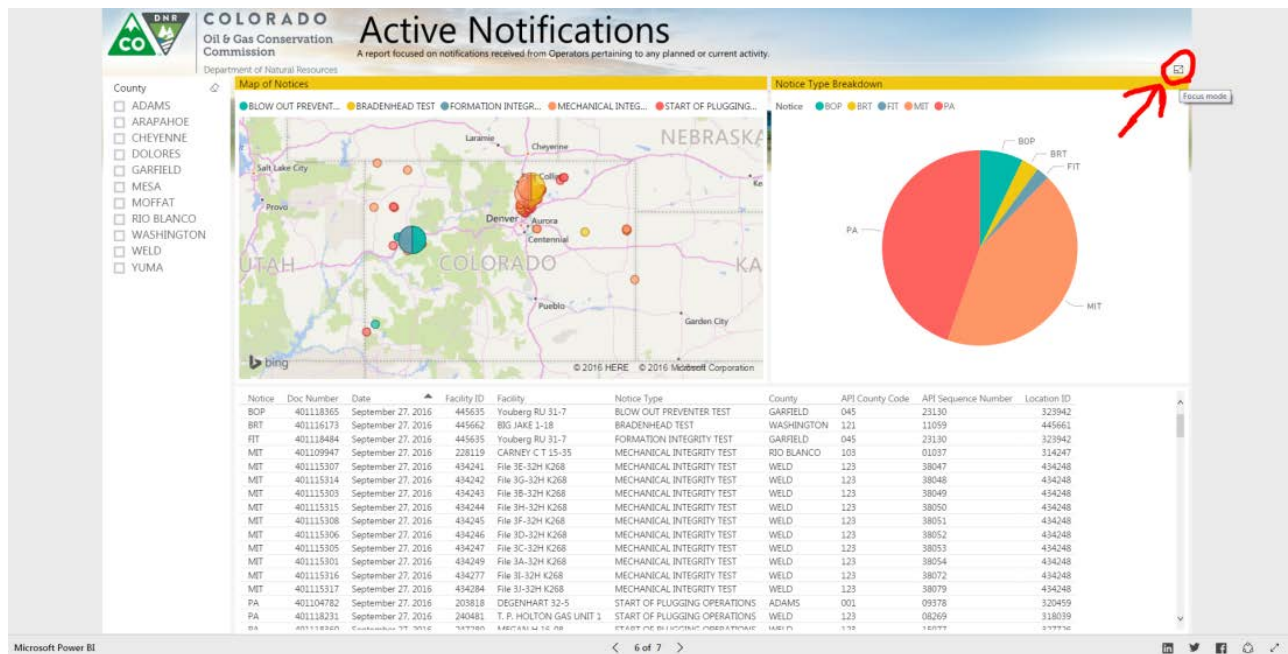
Daily Activity Dashboard

Additional Functions: "Expand/Focus"

You can expand any table, figure, chart, or frame to fill your whole screen by using the 'Focus mode' option that appears as a faint icon in the upper right-hand corner of any object.



For example, using the Active Notifications page, we can make the Notice Type Breakdown fill the entire screen by clicking here:



The screenshot shows the 'Active Notifications' dashboard from the Colorado Oil & Gas Conservation Commission. It features a map of Colorado with various notification locations, a 'Notice Type Breakdown' pie chart, and a data table. A red arrow points to the 'Focus mode' icon in the top right corner of the pie chart area.

Notice	Doc Number	Date	Facility ID	Facility	Notice Type	County	API County Code	API Sequence Number	Location ID
BOP	40118365	September 27, 2016	445635	Youberg RU 31-7	BLOW OUT PREVENTER TEST	GARFIELD	045	23130	323942
BRT	40116173	September 27, 2016	445662	BBS JAKE 1-18	BRADENHEAD TEST	WASHINGTON	121	11059	445661
FIT	40118484	September 27, 2016	445635	Youberg RU 31-7	FORMATION INTEGRITY TEST	GARFIELD	045	23130	323942
MIT	401109947	September 27, 2016	228119	CARNEY C T 15-35	MECHANICAL INTEGRITY TEST	RIO BLANCO	103	01037	314247
MIT	40115307	September 27, 2016	434241	File 3E-32H K268	MECHANICAL INTEGRITY TEST	WELD	123	38047	434248
MIT	40115314	September 27, 2016	434242	File 3G-32H K268	MECHANICAL INTEGRITY TEST	WELD	123	38048	434248
MIT	40115303	September 27, 2016	434243	File 3E-32H K268	MECHANICAL INTEGRITY TEST	WELD	123	38049	434248
MIT	40115315	September 27, 2016	434244	File 3H-32H K268	MECHANICAL INTEGRITY TEST	WELD	123	38050	434248
MIT	40115308	September 27, 2016	434245	File 3F-32H K268	MECHANICAL INTEGRITY TEST	WELD	123	38051	434248
MIT	40115306	September 27, 2016	434246	File 3D-32H K268	MECHANICAL INTEGRITY TEST	WELD	123	38052	434248
MIT	40115305	September 27, 2016	434247	File 3C-32H K268	MECHANICAL INTEGRITY TEST	WELD	123	38053	434248
MIT	40115301	September 27, 2016	434249	File 3A-32H K268	MECHANICAL INTEGRITY TEST	WELD	123	38054	434248
MIT	40115316	September 27, 2016	434277	File 3I-32H K268	MECHANICAL INTEGRITY TEST	WELD	123	38072	434248
MIT	40115317	September 27, 2016	434284	File 3J-32H K268	MECHANICAL INTEGRITY TEST	WELD	123	38079	434248
PA	401104782	September 27, 2016	203818	DEGENHART 32-5	START OF PLUGGING OPERATIONS	ADAMS	001	09378	320459
PA	40118231	September 27, 2016	240482	T. P. HOLTON GAS UNIT 3	START OF PLUGGING OPERATIONS	WELD	123	06269	318039
PA	40118220	September 27, 2016	240480	W. P. HOLTON GAS UNIT 2	START OF PLUGGING OPERATIONS	WELD	123	16077	317774

To return to your previous screen from 'Focus mode', select the '< Back to Report' link in the upper left-hand corner (it's a bit hard to see). If you use the browser back button, you will exit the dashboard entirely.

Daily Activity Dashboard

Some Notes:

The dashboard is built using a new application technology that is still being developed, and there are some limitations (hopefully these will be addressed in future updates):

- The dashboard has had minimal testing on phones, tablets, and other mobile devices - you may experience display issues.
- When you filter by county or year on one data page and then change to another, the selection will be reset, and you will have to apply the filter again.
- The columns in the tables are a fixed width automatically adjusted to the screen size and space of the user interface by the application. In some cases, the column names and data are truncated as a result. To see the data better, you can try using the 'Focus mode' icon in the upper-right hand corner of the table or figure of interest (as described above). However, using this option some data may still not be fully visible.
- There may be the rare occasion when information in the dashboard is outdated or not correct. Please use other COGCC database tools to confirm any critical information.